REVISIONS		
LTR	DESCRIPTION	BY/DATE
--	--	--

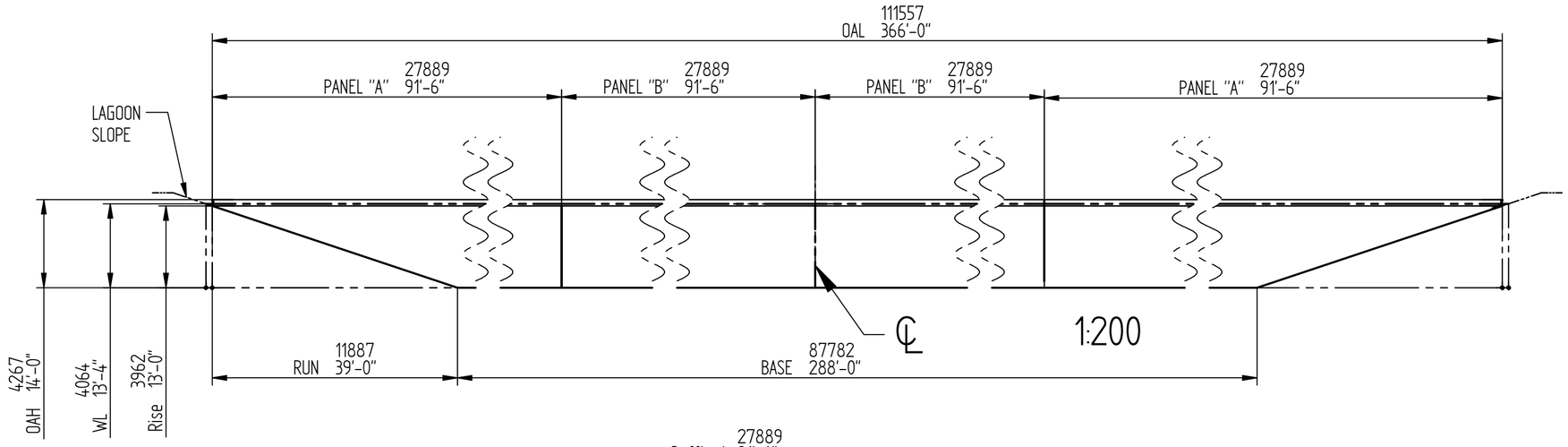

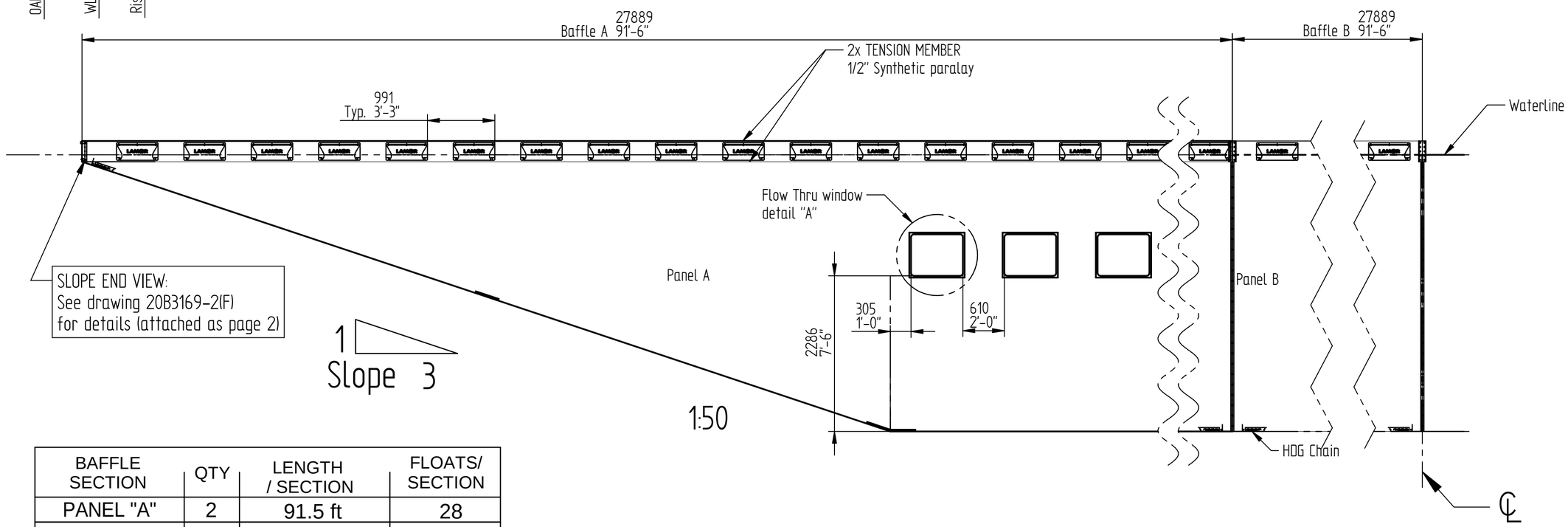

BAFFLE SECTION	QTY	LENGTH / SECTION	FLOATS/ SECTION
PANEL "A"	2	91.5 ft	28
PANEL "B"	2	91.5 ft	28
TOTAL	1	366 ft	112

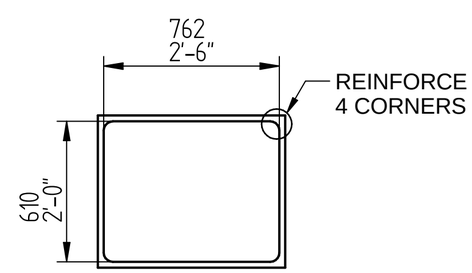

FLOW THRU WINDOW
DETAIL "A" NTS

NOTES (Per Baffle):
NUMBER OF PANELS: 4 STYLE: mk7 FREEBOARD REQ'D: 8" 203mm
EACH PANEL LENGTH: 2x 91'6" + 2x 91'6" ; OVERALL HEIGHT: 168 in
TYPE OF FLOTATION: MK 7 FABRIC: XR-5 6730 BLACK
TYPE OF BALLAST: 10mm HDG CHAIN SEALED IN POCKET AT BOTTOM
NO. OF TENSION MEMBERS: 2 TYPE: 12mm SYNTHETIC PARALAY LOCATION: AT TOP & BELOW FLOATATION
SLOPE: 1/3 RISE: 156 in RUN: 468 in
TYPE OF CONNECTORS REQUIRED: SS HIGH STRENGTH W/SS HDWR CONNECTOR SIZE: 12" AS SHOWN
END TERMINATION: AS SHOWN - W/SS HDWR END BRIDLE: YES
INTERMEDIATE ANCHOR SYSTEM: YES, 8 assemblies (4 each side), see drawing 20B9049-20066 on page 3
FLOW-THRU WINDOWS REQUIRED: Yes QUANTITY: 3 SIZE: 24" x 30" Location: 12" from slope toe, 90" from base, 24" apart.

CONTRACTOR MUST FIELD VERIFY SLOPE, RISE, AND RUN, FOR LOCATION AND DIMENSIONS, LENGTH OF BAFFLE IN RELATION TO WATERLINE DIMENSION - SHORE TO SHORE, WINDOW SIZE AND LOCATION AND ANY OTHER IRREGULARITIES BEFORE APPROVAL FOR FABRICATION OF BAFFLE(S).

TOLERANCES
UNLESS OTHERWISE SPECIFIED
STOCK SIZES TO ASTM STANDARDS
DIMENSION TOLERANCE
0.00 ± 0.010
0.000 ± 0.005
FRACTIONS (MACHINED) ± 1/32
FRACTIONS (WELDMENT) ± 1/16
ANGLES ± 0.5°
PERPENDICULARITY WITHIN 0.002/10"
CONCENTRICITY WITHIN 0.002 T.I.R.
MATERIAL
HEAT TREAT---
FINISH ---

USED ON
APPLICATION

CONTRACT NO. ---
DRAWN MTS DATE 10 DEC 2020
CHECKED DATE
APPROVED DATE
APPROVED DATE
DESIGN ACTIVITY
APPROVAL

LAMOR
2 Enterprise Dr. Suite 404
Shelton, CT 06484
www.lamor.com

TITLE
MK7-2 LAGOON BAFFLE
366' OAL x 14' OAH
US KESCO 2

FSCM NO. 56494
DWG NO. 402694
REV B
SCALE: (nts) Sheet ANSI C
SHEET 1/3